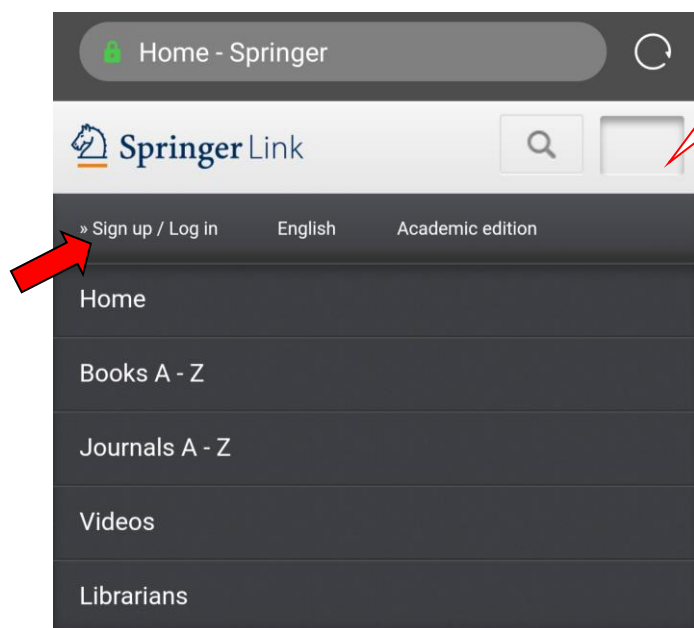


## CARSI 服务的 SpringerLink 资源访问流程

此演示图例为手机端访问流程，PC 端访问流程相同。

1. 使用非校园网 IP 地址打开浏览器, 输入 <https://link.springer.com>

在打开页面的左上角点击 “Log in”。



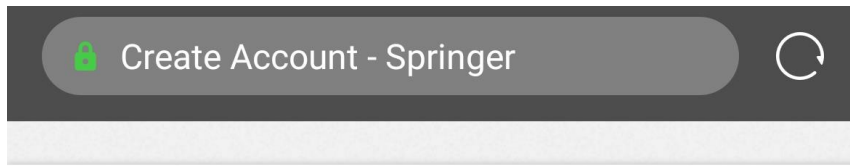
如果页面没有显示 Log in, 请先点击此导航按钮

Providing researchers with access to millions of scientific documents from **journals, books, series, protocols, reference works and proceedings.**

Browse by discipline

[Biomedicine](#)

## 2. 选择“Log in via Shibboleth or Athens”



Welcome back.  
Please log in.

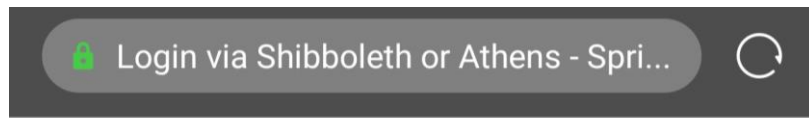
A light blue login form with rounded corners. It contains the following elements from top to bottom:

- The label "Email" above a white text input field.
- The label "Password" above a white text input field.
- The text "Forgotten password?" in a smaller, italicized font to the right of the password field.
- A blue button with the text "Log in" in white.
- A horizontal separator line.
- A link: "» Log in using a corporate account".
- A link: "» Log in via Shibboleth or Athens", which is highlighted with a red arrow pointing to it from the left.
- A link: "» Problems logging in?".

## Don't have an account?

Creating an account is easy, and helps us give you a more personalised experience.

3. 在“Log in via Shibboleth”上面的“Select your institution”中输入“Zhengzhou University”，或通过下拉菜单选择。



## Athens and Shibboleth login

Athens and Shibboleth allow you to log on to multiple web resources using the same credentials and be recognized as belonging to your parent organization. Please contact your librarian or administrator to find out if you can access this site using these systems.

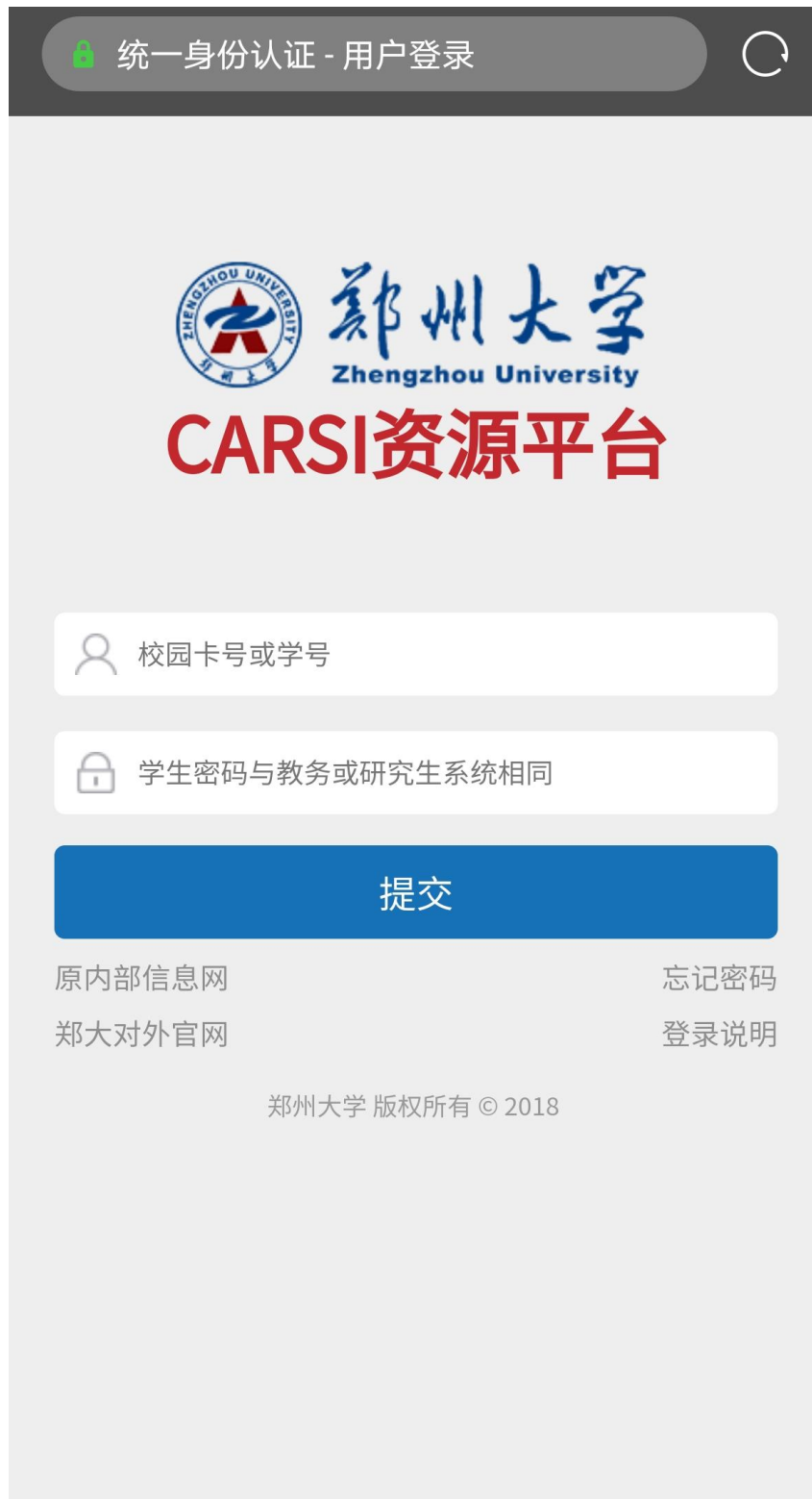
### Log in via Athens

A screenshot of the Athens login form. It features a dropdown menu at the top with a downward-pointing arrow. Below the dropdown is a blue button with the text "Proceed to Athens".

### Or, find your institution (via Shibboleth)

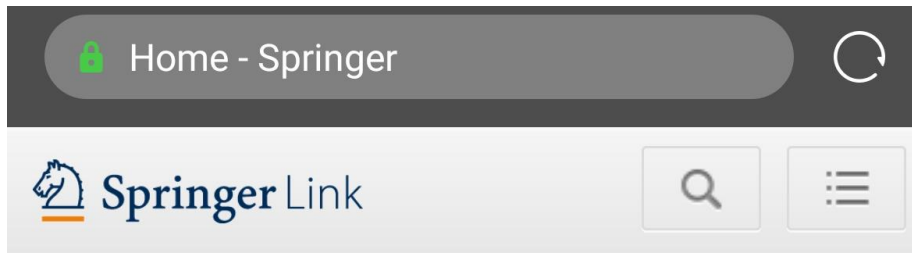
A screenshot of the Shibboleth login form. The dropdown menu is open, showing "Zhengzhou University" as the selected option. A red arrow points to the dropdown menu. Below the dropdown is a blue button with the text "Log in via Shibboleth".

4. 在统一身份认证平台中输入“校园卡号或学号”及“密码”，  
点击“提交”，进行身份验证。



The image shows a mobile application interface for the Zhengzhou University CARSI Resource Platform. At the top, there is a dark header with a lock icon and the text "统一身份认证 - 用户登录" (Unified Identity Authentication - User Login) and a refresh icon. Below the header, the Zhengzhou University logo and name are displayed in both Chinese and English. The main title "CARSI资源平台" (CARSI Resource Platform) is prominently shown in red. There are two input fields: the first is for "校园卡号或学号" (Campus Card Number or Student ID) with a person icon, and the second is for "学生密码与教务或研究生系统相同" (Student Password, same as the Academic or Graduate System) with a lock icon. A blue "提交" (Submit) button is located below the input fields. At the bottom, there are links for "原内部信息网" (Original Internal Information Network), "郑大对外官网" (Zhengzhou University Official Website), "忘记密码" (Forgot Password), and "登录说明" (Login Instructions). The footer contains the text "郑州大学 版权所有 © 2018" (Zhengzhou University, All Rights Reserved © 2018).

5. 身份验证通过后，即可显示访问的 SpringerLink 资源。



Providing researchers with access to millions of scientific documents from **journals, books, series, protocols, reference works and proceedings.**

Browse by discipline
» <a href="#">Biomedicine</a>
» <a href="#">Business and Management</a>
» <a href="#">Chemistry</a>
» <a href="#">Computer Science</a>
» <a href="#">Earth Sciences</a>
» <a href="#">Economics</a>